


 RATED LOAD 800 kg	 ENGINE POWER 13 hp
 BUCKET VOLUME 0.8 m ³	 DUMPING HEIGHT 2.25 m

Technical Specifications

Model	EL08
Battery	AGM or Lithium
Power	10kW/13HP
Driving Motor Power	11kW AC
Wheelbase	1850mm
Drive Speed	15-20km/h
Standard Tires	10-16.5
Battery Capacity	400AH/48V
Bucket Volume	0.8m ³
Lifting Capacity	800kg
Min. Turning Radius	2300mm
Max. Turning Angle	40 degrees
Operating Weight	3050kg
Charge Time	10 Hrs
Running Time	8 Hrs
Max. Dumping Height	2.25m
Overall Dimensions (L*W*H)	46520x1440x2680

The EL08 wheel loader model is the first purely electrically operated wheel loader from MCM. The EL08 ensures top performance is achieved with a loading capacity of up to 1,000kg. The EL08 works completely exhaust free & with significantly lower noise emissions.

For the end user, this means greater flexibility in application, environmental protection and significant savings with operating costs. Less air pollution, both on-site and overall, makes it easier to achieve environmental standards while improving your standing in the community.

Standard Features

- 4WD Hyrdostatic Direct Drive
- Two-Speed Hydraulic System
- AGM & Lithium Battery Options
- Hydraulic Multiconnector/Quick Hitch
- Robust Build with Central Articulation
- Semi-Enclosed Cabin
- Standard Bucket
- Fully Adjustable Seat
- MCM EL-Charger Kit

